

# EUROPE JANUARY 2017-JUNE 2018

This overview document presents 145 safety, security and access incidents affecting aid delivery in 18 countries in Europe between January 2017 and June 2018. The report is based on incidents identified in open sources and reported by Aid in Danger partner agencies using the Security in Numbers Database (SiND). The focus is on countries where possible changing or emerging risks can be identified. The total number of reported incidents below reflects the willingness of agencies to share information. It is neither a complete count nor representative.

### Decreasing trend in reported incidents over six quarters (Q1 2017-Q2 2018)

- **Greece** (7, 14, 2, 4, 0, 0).
- **Turkey** (7, 11, 4, 5, 5, 5).
- **Ukraine** (17, 2, 1, 6, 6, 12).

### Sexual exploitation and abuse of aid workers

- Unwanted sexual touching of a female staff member in **Greece** (Q2 2017).

### Aid-worker-related road traffic accidents

- 91% of reported incidents did not cause NGO staff injuries.
- No staff member fatalities were reported.

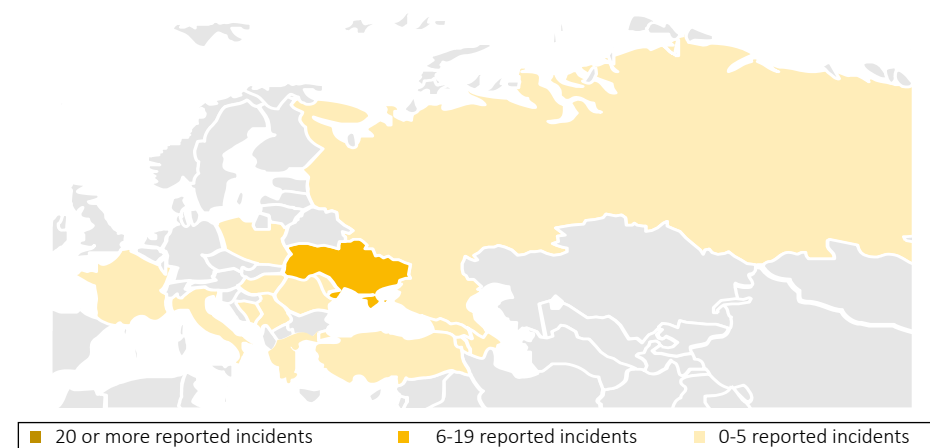
### Total road traffic accidents (Q1 2017-Q2 2018)

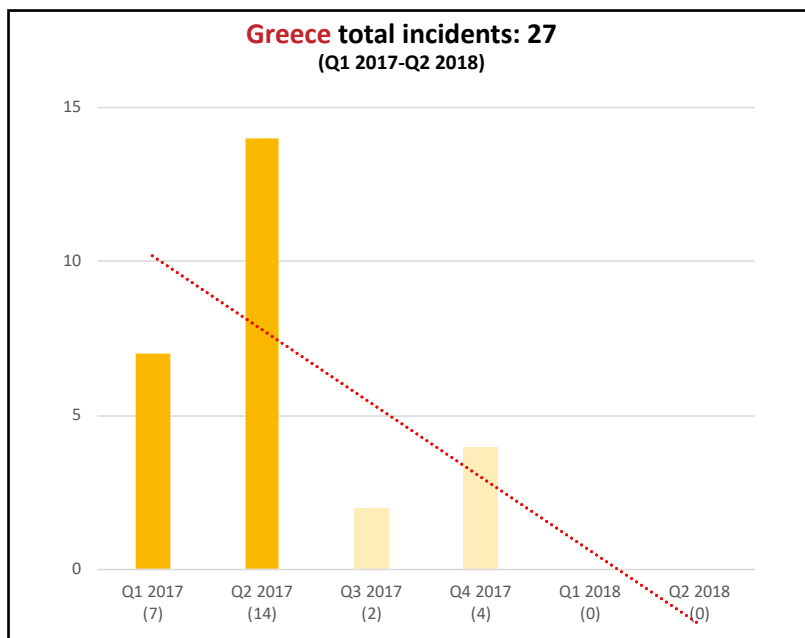
Country	Total incidents
Romania	3
Armenia, Ukraine	2 each
Bosnia and Herzegovina, Georgia, Montenegro, Turkey	1 each
<b>Total for region</b>	<b>11</b>

### Total safety, security and access incidents (Q1 2017-Q2 2018)

Country	Total incidents (Q2 2018)	Total incidents (Q1 2018)	Total incidents (Q1 2017-Q2 2018)	Trend over 6 quarters
Ukraine	12	6	44 <sup>1</sup>	↓
Turkey	5	5	37	↓
Georgia	4	0	5	↑
Armenia	2	1	4	↑
Malta	2	0	3	↑
Albania	0	0	1	—
Azerbaijan	0	1	1	↑
Bosnia and Herzegovina	0	0	1	↑
France	0	0	3	—
Germany	0	0	4	↓
Greece	0	0	27	↓
Hungary	0	0	3	↓
Italy	0	0	5	↓
Moldova	0	0	1	—
Poland	0	0	1	—
Romania	0	0	1	—
Russian Federation	0	0	3	↓
Serbia	0	0	1	↓
<b>Total for region</b>	<b>25</b>	<b>13</b>	<b>145</b>	↓

### Reported safety, security and access incidents in Q2 2018



Selected country **overviews** (Q1 2017-Q2 2018)**KKA totals (Q1 2017-Q2 2018)**

Killed: 0  
Kidnapped: 0  
Arrested: 0

**Common safety, security and access concerns**

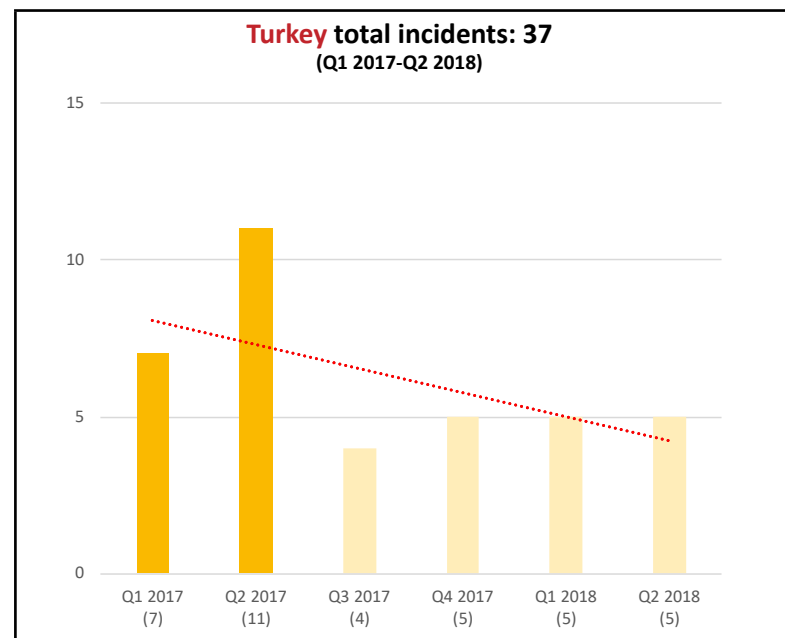
Reports of<sup>2</sup> incidents occurring at **refugee camps** in 2017:

- **Vandalism** and **theft** of NGO property;
- **Fighting** among beneficiaries;
- **Abusive behaviour**, including assaults on staff members by beneficiaries during or over aid distribution;
- Beneficiary **suicides**.

Reports of<sup>2</sup> **crime**, including break-ins at and thefts from NGO offices.

**Unwanted sexual touching** of a female staff member by a male beneficiary (Q2 2017).

The **decrease** in reported incidents since Q4 2017 is linked to partner agencies that report to the AiD project no longer operating in-country.

**KKA totals (Q1 2017-Q2 2018)**

Killed: 0  
Kidnapped: 0  
Arrested: 41

**Common safety, security and access concerns**

Reports of<sup>2</sup> staff members being **arrested** or **detained** over administrative procedures or accusations of political activism.

Reports of<sup>2</sup> events affecting the **operational space** of aid agencies responding to the migrant and refugee crisis:

- New and applied aid-related **laws, bills or regulations**;
- **Withdrawal** of an NGO's licence.

Reports of<sup>2</sup> **crime**, including thefts from aid offices and vehicles.

This document is part of the Aid in Danger project. It is published by Insecurity Insight and funded by European Union Humanitarian Aid and USAID. It summarises selected findings from Aid in Danger partner agency incident reports. 26 partner agencies currently contribute confidential security data to the Security in Numbers Database (SIND). For this data, 23 partner agencies contributed security incidents. The data in this report has been cross-referenced with AWSD and compared with INSO. Data collection is ongoing and data may change as more information is made available.

**Citation:** Insecurity Insight. 2018. 'Incident dataset Europe, January 2017-June 2018, v. November 2018.' Vevey, Switzerland: Insecurity Insight, Aid in Danger Project. [aidindanger.org](http://aidindanger.org).

<sup>1</sup> Organisations reported 46 incidents to the [INSO Key Data Dashboard](http://insodashboard.org) (accessed November 2018).

<sup>2</sup> 'Reports of' indicates 64% or lower of all reports for the country in question; 'High proportion' indicates 65-90% of reports; 'Predominantly' indicates 91% or more of reports.