

WEST AFRICA JANUARY 2017-JUNE 2018

This overview document presents 417 safety, security and access incidents affecting aid delivery in 17 countries in West Africa between January 2017 and June 2018. The report is based on incidents identified in open sources and reported by Aid in Danger partner agencies using the Security in Numbers Database (SiND). The focus is on countries where possible changing or emerging risks can be identified. The total number of reported incidents below reflects the willingness of agencies to share information. It is neither a complete count nor representative.

Slight increasing trend in reported incidents over six quarters (Q1 2017-Q2 2018)

- **Cameroon** (3, 3, 1, 5, 4, 7).
- **Sierra Leone** (4, 1, 1, 4, 6, 9).

Sexual exploitation and abuse of aid workers

- One female staff member was reportedly raped in the **CAR** (Q4 2017).
- Attempted sexual assault and unwanted sexual touching of two female staff members in **Nigeria** (Q2 and Q3 2017).
- Aggressive sexual behaviour towards a female staff member in **Sierra Leone** (Q1 2017).

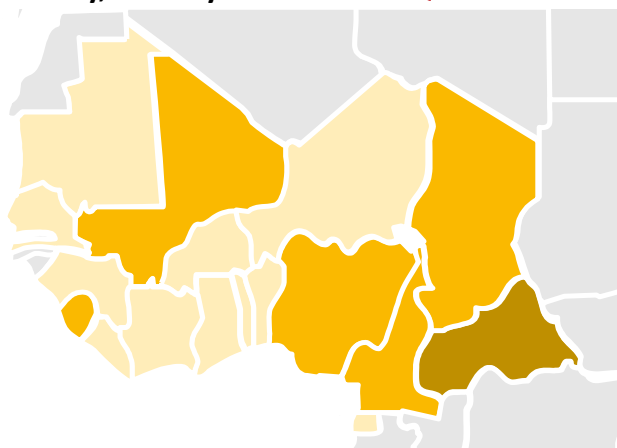
Aid-worker-related road traffic accidents

- 81% of reported incidents did not cause NGO staff injuries.
- Three staff members were **killed** in aid-worker-related vehicle RTAs in Mali, Mauritania and Senegal.

Total road traffic accidents (Q1 2017-Q2 2018)

Country	Total incidents
Senegal	13
Chad	12
Cameroon	10
Ghana	8
Mali	7
Sierra Leone	6
CAR, Liberia	5 each
Nigeria	4
Benin, Burkina Faso, Cote d'Ivoire, Mauritania, Niger	3 each
Total for region	85

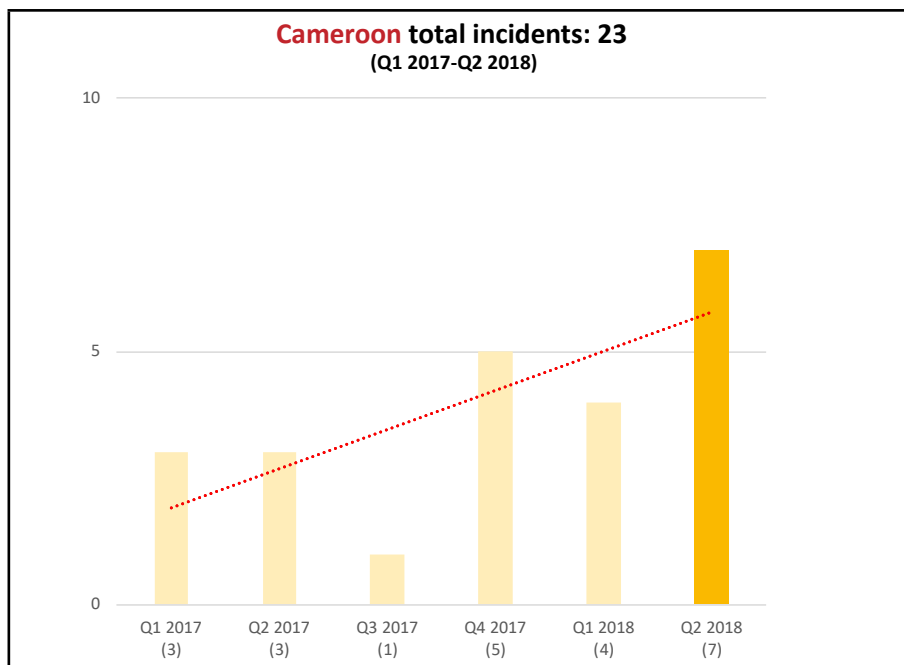
Reported safety, security and access in Q2 2018



■ 20 or more reported incidents ■ 6-19 reported incidents ■ 0-5 reported incidents

Total safety, security and access incidents (Q1 2017-Q2 2018)

Country	Total incidents (Q2 2018)	Total incidents (Q1 2018)	Total incidents (Q1 2017-Q2 2018)	Trend over 6 quarters
CAR	24	20	122 ¹	↑
Mali	15	4	53 ²	↑
Chad	14	7	34	↑
Nigeria	12	16	66 ³	↑
Sierra Leone	9	6	25	↑
Cameroon	7	4	23 ⁴	↑
Niger	5	1	20	↓
Côte d'Ivoire	2	0	7	↓
Ghana	2	0	8	↓
Burkina Faso	1	2	9	—
Benin	1	0	2	↑
Mauritania	1	1	8	↑
Senegal	1	3	20	↓
Liberia	1	3	8	↑
Equatorial Guinea	0	0	1	↓
Guinea	0	2	7	↓
Togo	0	0	4	↑
Total for region	95	69	417	↑

Selected country **overviews** (Q1 2017-Q2 2018)**KKA totals (Q1 2017-Q2 2018)**

Killed: 1
Kidnapped: 0
Arrested: 0

Common safety, security and access concerns

A high proportion⁴ of **crime** incidents, including burglaries and thefts at aid offices and staff members' residences; armed/unarmed street robberies; and damage to and theft from NGO vehicles.

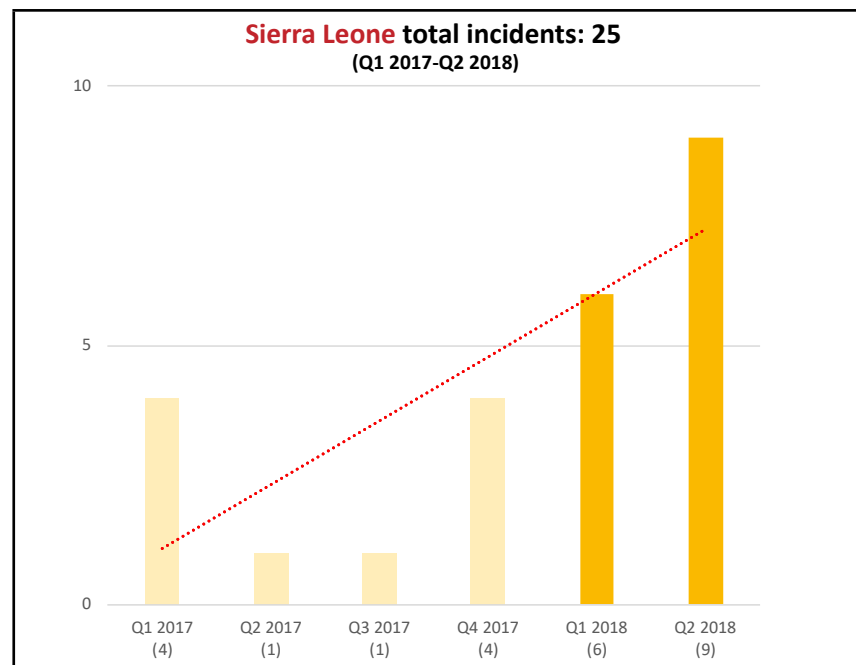
Recent reports

Violent crime: One staff member was robbed at knife point in the street by four males in Yaoundé. No injuries were reported (Q2 2018).

Violent crime: One staff member was drugged and robbed on a public bus in North Region (Q1 2018).

Watch for

While not currently reflected in reported incidents, there is an increased risk of protests by Anglophone community members in Northwest and Southwest Regions targeting civilians, civil servants and security forces.

**KKA totals (Q1 2017-Q2 2018)**

Killed: 0
Kidnapped: 0
Arrested: 0

Common safety, security and access concerns

A high proportion⁴ of petty **crime** incidents, including thefts from NGO offices and damage to NGO property.

Aggressive sexual behaviour towards one female staff member by a male NGO contractor while travelling to a project site (Q1 2017).

Recent reports

Unrest: Protests and electoral violence in Freetown caused aid agencies to take security measures (since Q1 2018).

Violent crime: Since Q1 2018 there have been increased reports of staff members being assaulted in armed robberies at NGO compounds, offices and staff members' residences, and in unarmed street robberies.

This document is part of the Aid in Danger project. It is published by Insecurity Insight and funded by USAID through Save the Children. It summarises selected findings from Aid in Danger partner agency incident reports. 26 partner agencies currently contribute confidential security data to the Security in Numbers Database (SiND). For this data, 23 partner agencies contributed security incidents. The data in this report has been cross-referenced with AWSD and compared with INSO. Data collection is ongoing and data may change as more information is made available.

Citation: Insecurity Insight. 2018. 'Incident dataset West Africa, January 2017-June 2018, v. November 2018.' Vevey, Switzerland: Insecurity Insight, Aid in Danger Project. aidindanger.org.

¹ Organisations reported 578 incidents to the [INSO Key Data Dashboard](#) (accessed November 2018). ² Organisations reported 348 incidents to the [INSO Key Data Dashboard](#) (accessed November 2018). ³ Organisations reported 47 incidents to the [INSO Key Data Dashboard](#) (accessed November 2018). ⁴ Organisations reported three incidents to the [INSO Key Data Dashboard](#) (accessed November 2018).

⁴ 'Reports of' indicates 64% or lower of all reports for the country in question; 'High proportion' indicates 65-90% of reports; 'Predominantly' indicates 91% or more of reports.